



إنشاء حساب

ORCID

www.univ-soukahras.dz

RB

يعتبر إنشاء حساب على ORCID ضروريا جدا لكل باحث، لأنه سيحصل رمز مكون من حروف وأرقام يميزه عن باقي العلماء والمؤلفين الأكاديميين، فكلمة ORCID تعني الهوية المفتوحة للباحثين والمساهمين

بالإنجليزية Open Researcher and Contributor ID

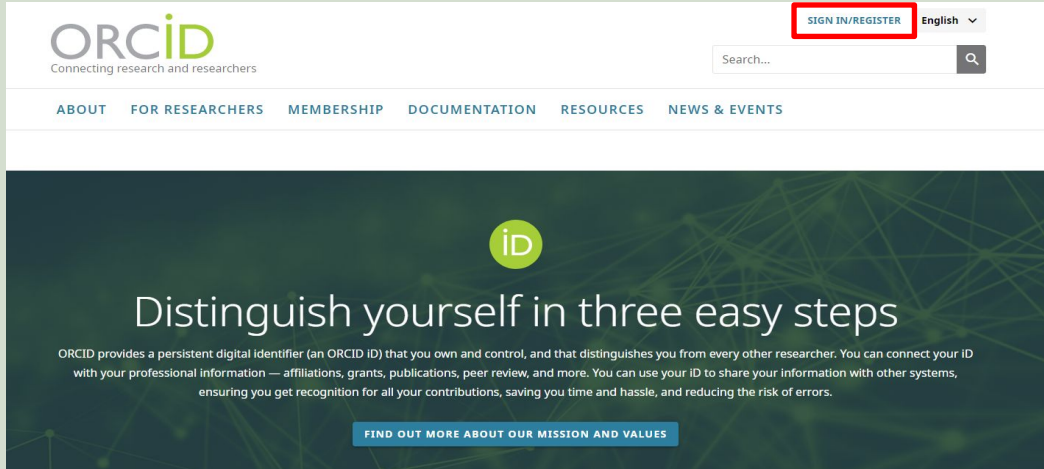
تعالج هذه الهوية الإشكال الناتج من الخلط ما بين الباحثين بسبب تطابق أسمائهم التي تظهر على الأوراق العلمية وما ينشر في العلوم الإنسانية، كما تعالج الإشكال الناتج عند تغيير الاسم (عند الزواج مثلا)، والإشكال الناتج عن التباين الثقافي في طريقة كتابة الأسماء وترتيبها، كما تعالج الخلط الذي قد ينتج من استخدام اختصارات للاسم. يُعطي كل شخص هوية فريدة دائمة تشبه معرف الوثيقة الرقمية (DOI) الذي ينشأ للمحتويات الرقمية للتمييز بينها

كيفية فتح حساب في أوركيد

ORCID

2

اضغط على SING/REGISTER



The screenshot shows the ORCID website interface. At the top left is the ORCID logo with the tagline 'Connecting research and researchers'. To the right of the logo is a search bar with the text 'Search...' and a magnifying glass icon. Above the search bar is a red-bordered button labeled 'SIGN IN/REGISTER' and a language dropdown menu set to 'English'. Below the search bar is a navigation menu with links: 'ABOUT', 'FOR RESEARCHERS', 'MEMBERSHIP', 'DOCUMENTATION', 'RESOURCES', and 'NEWS & EVENTS'. The main content area features a dark green background with a network diagram. A circular icon with 'iD' is positioned above the text 'Distinguish yourself in three easy steps'. Below this text is a paragraph explaining the ORCID ID and a blue button labeled 'FIND OUT MORE ABOUT OUR MISSION AND VALUES'.

1

الدخول إلى الصفحة الرئيسية لـ ORCID
عبر الرابط التالي:

<https://orcid.org>

Sign in

Email or 16-digit ORCID ID

example@email.com or 0000-0001-2345-6789

Password

SIGN IN

Forgot your password or ORCID ID?

Don't have an ORCID iD yet? [Register now](#)

or



Access through your institution



Sign in with Google



Sign in with Facebook

Register now اضغط على

قم بملء المعلومات الخاصة
بك:

- الاسم
- اللقب
- البريد المهني
-

اضغط على **NEXT**

Create your ORCID iD

This is step 1 of 3

Per ORCID's **terms of use**, you may only register for an ORCID iD for yourself. Already have an ORCID iD? [Sign In](#)



Please enter your first/given name



+ Add another email

GO BACK

NEXT

Could this be you?

We found some accounts with your name, which means you may have already created an ORCID iD using a different email address. Before creating an account, please confirm that none of these records belong to you. Not sure if any of these are you? [Contact us](#).

First Name	Last Name	Affiliations	View Record
Hind	BELKHIR	Institut de Recherche pour le Développement, Université d'Oran 2 Mohamed Ben Ahmed	View Record
RIDHA		KTH Royal Institute of Technology Gene technology, OLTRE FORMAZIONE, Politecnico di Torino, Shiraz University, University of Kashan	View Record
Ridha	Ridha	Faculty of Science of Sfax, Faculty of Science of Sfax	View Record
belkhir	abderrahmane	Université Mouloud Mammeri de	View Record

[I ALREADY HAVE AN ID, GO BACK TO SIGN IN](#)

[NONE OF THESE ARE ME, CONTINUE WITH REGISTRATION](#)

[NONE OF THESE ARE ME, CONTINUE WITH REGISTRATION](#)

اضغط على

قم بإدخال كلمة المرور

اضغط على **NEXT**

Create your ORCID iD

This is step 2 of 3

Password



- 8 or more characters
- 1 letter or symbol
- 1 number

Confirm password

Notification settings

ORCID sends email notifications about items related to your account, security, and privacy, including requests from ORCID member organizations for permission to update your record, and changes made to your record by those organizations.

You can also choose to receive emails from us about new features and tips for making the most of your ORCID record.

- Please send me quarterly emails about new ORCID features and tips. *To receive these emails, you will also need to verify your primary email address.*

After you've registered, you can change your notification settings at any time in the account settings section of your ORCID record.

GO BACK

NEXT

قم باختيار الخانة
Everyone

ثم قم بالموافقة على شروط
Terms of Use الاستعمال

اضغط على **REGISTER**

Create your ORCID iD

This is step 3 of 3

Visibility settings

Your ORCID iD connects with your ORCID record that can contain links to your research activities, affiliations, awards, other versions of your name, and more. You control this content and who can see it.


By default, what visibility should be given to new items added to your ORCID Record?

-  **Everyone** (87% of users choose this)
-  **Trusted Organizations** (5% of users choose this)
-  **Only me** (8% of users choose this)

More information on visibility settings

Terms of Use

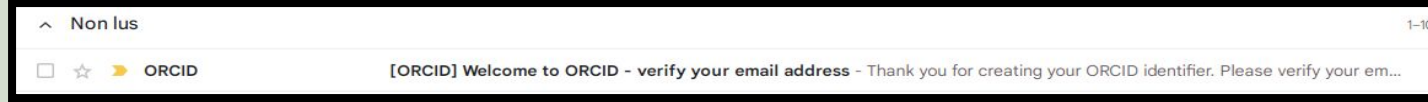
- I consent to the [privacy policy](#) and [terms of use](#) and agree to my data being publicly accessible where marked as "Visible to Everyone".
- I consent to my data being processed in the United States. [More information on how ORCID process your data.](#)

I'm not a robot 
reCAPTCHA
Privacy · Terms

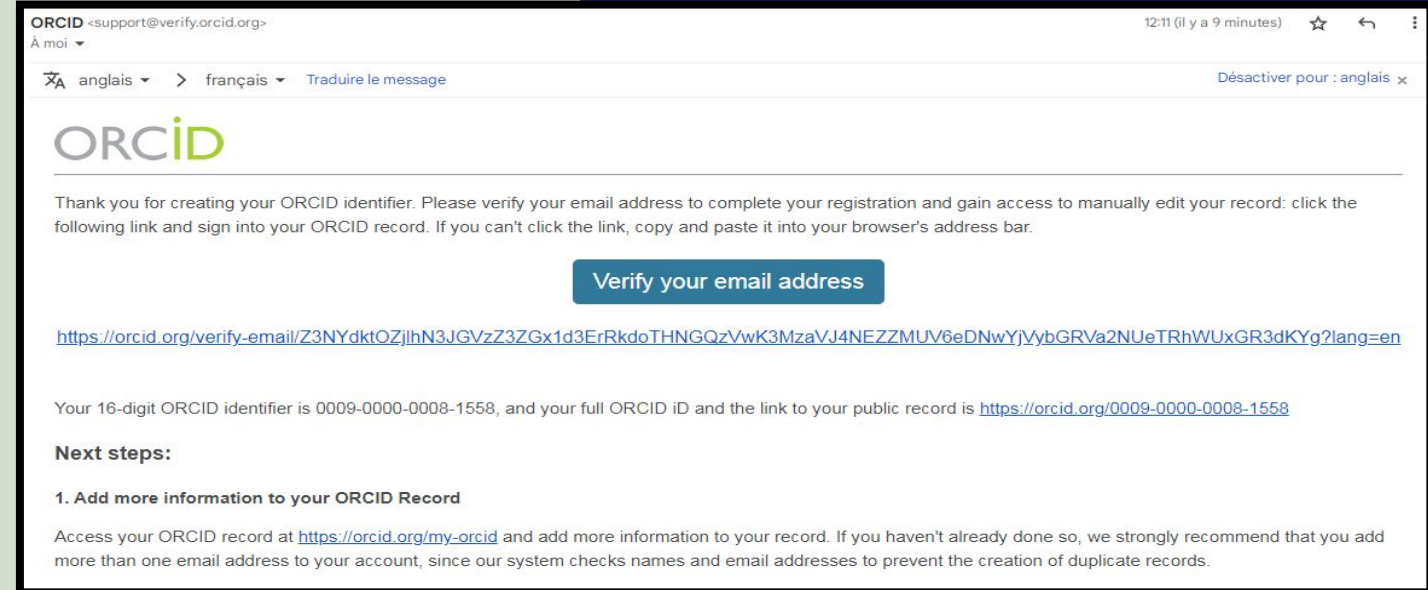
GO BACK

REGISTER

بعد التسجيل سوف يتم إرسال رسالة تأكيد وتفعيل إلى بريدك المهني من ORCID



بعد فتح الرسالة ، قم بالضغط على **verify your email address** لتأكيد وتفعيل التسجيل




بعد تأكيد التسجيل سوف يفتح حسابك الجديد : سوف


يمنح لك رقما خاصا يمثل


هويتك في شبكة باحثي **ORCID**





واجهة حسابك في ORCID بعد التسجيل


 <https://orcid.org/0009-0000-0008-1558>
[Preview public record](#)


Emails 


r.belkhir@univ-soukahrass.dz 


Websites & social links 


Keywords 

Countries 



 Printable version

Names 



Name
BELKHIR Ridha 

Biography 



Activities [Collapse all](#)

Employment (0)  Add 



Add details of your current and previous employers.
[Learn more about adding employment information to your ORCID record](#)

Education and qualifications (0)  Add 



Add details about where you have studied and educational or professional qualifications you have been awarded.
[Learn more about adding education or qualifications to your ORCID record](#)

Invited positions and distinctions (0)  Add 



Add details of invited positions you have held and awards or prizes you have received in recognition of your achievements.
[Learn more about adding invited positions or distinctions to your ORCID record](#)

Membership and service (0)  Add 

Add details of society or association memberships and donations of time or other resources in the service of an organization.
[Learn more about adding a membership or service to your ORCID record](#)

Funding (0)  Add 

Add grants, awards and other funding you have received to support your work.
[Learn more about adding funding information to your ORCID record](#)

Works (0)  Add 

Add your research outputs such as publications, data sets, conference presentations and more.

يجب على الباحث أن يضع كل المعلومات الأساسية في حسابه مثل:

إضافة متوجه
العلمي

Works -> Add ->
Add manually

اسم مؤسسته
المستخدمة -
الجامعة - في
خانة

Employment

اسم دولته في
خانة

Countries